

## APPENDIX

**Author(s):** Jill Berrick, Jonathan Dickens, Tarja Pösö and Marit Skivenes

**Title of publication:** Are child protection workers and judges in alignment with the citizens when considering interventions into a family? A cross-country study of four jurisdictions

**Year:** In press

**Journal / Publisher:** Children and Youth Service Review

### Contents

#### Charts:

S1: It is my opinion that it is likely that Mira and Jon are being neglected by their parents.....	2
S2: In this situation the child welfare agency should provide services for Jon and Mira .....	3
S3: In this situation the child welfare agency should consider preparations for a care order .....	4
S4: It is my opinion that without help now it is not likely that Jon and Mira will lead a well-functioning life as adults.....	5
S5: It is my opinion that without help now it is not likely that Jon and Mira will be able to gain employment as adults.....	6

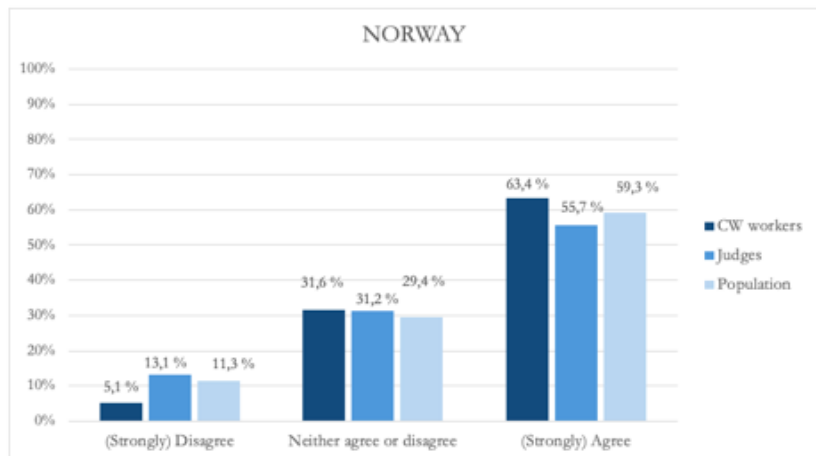
#### Tables:

Table 1. Testing for mean differences for each statement across samples.....	7
Table 2. Sample differences between countries. ....	8
Table 3. Sample differences in total mean scores – all countries combined.....	9

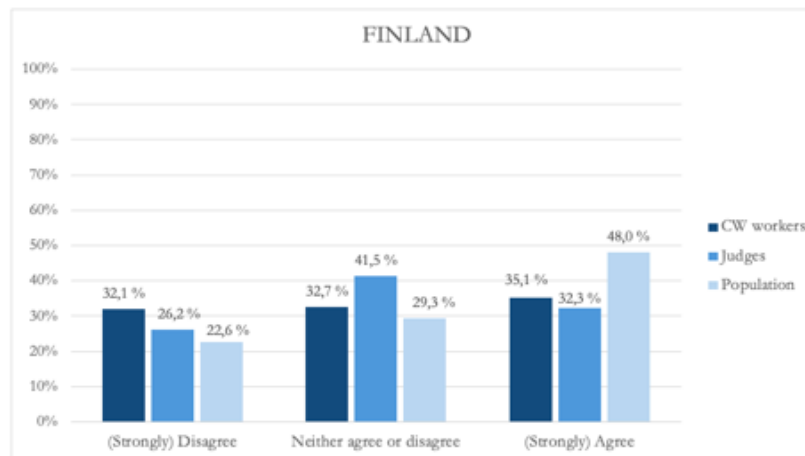


## S1: It is my opinion that it is likely that Mira and Jon are being neglected by their parents

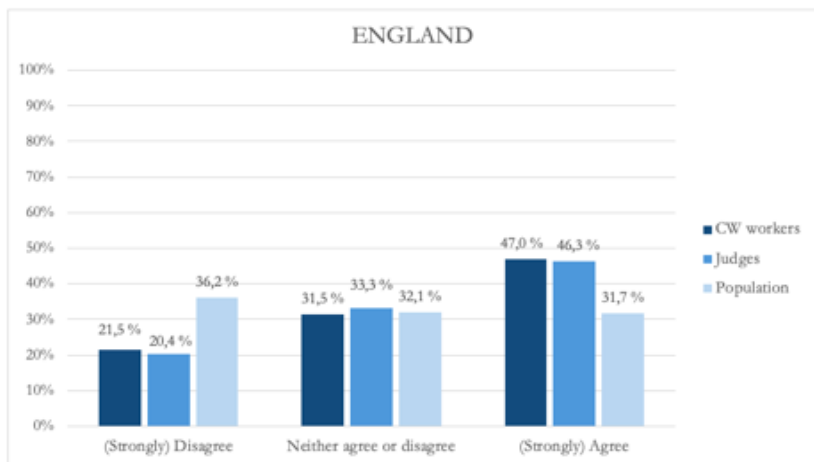
**Figure 1.1** Norway. Social workers, judges and the populations' opinion that it is likely that Mira and Jon are being neglected by their parents. (CW workers n=453; Judges n=1579; Population n=1000)



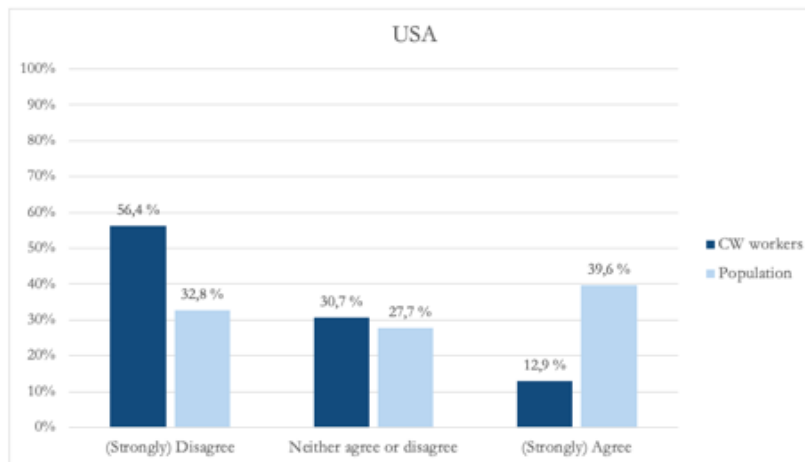
**Figure 1.2** Finland. Social workers, judges and the populations' opinion that it is likely that Mira and Jon are being neglected by their parents. (CW workers n=333; Judges n=65; Population n=1002).



**Figure 1.3** Social workers, judges and the populations' opinion that it is likely that Mira and Jon are being neglected by their parents in England. (CW workers n=130; Judges n=54; Population n=1000)



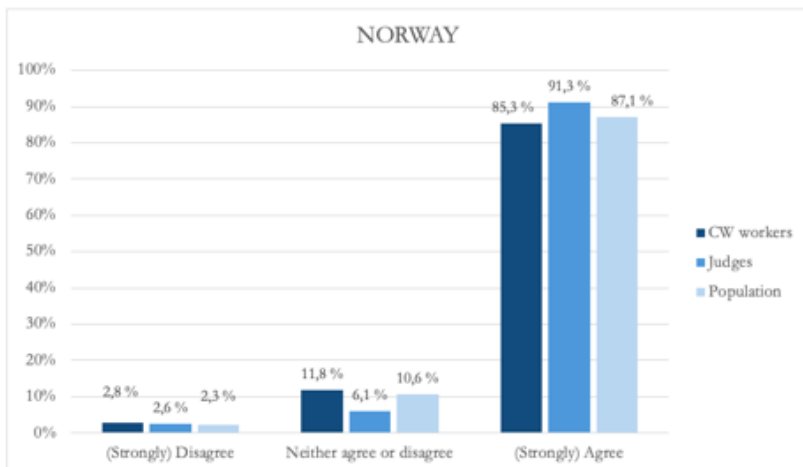
**Figure 1.4** Social workers, judges and the populations' opinion that it is likely that Mira and Jon are being neglected by their parents in USA. (CW workers n=101; Population n=1001)



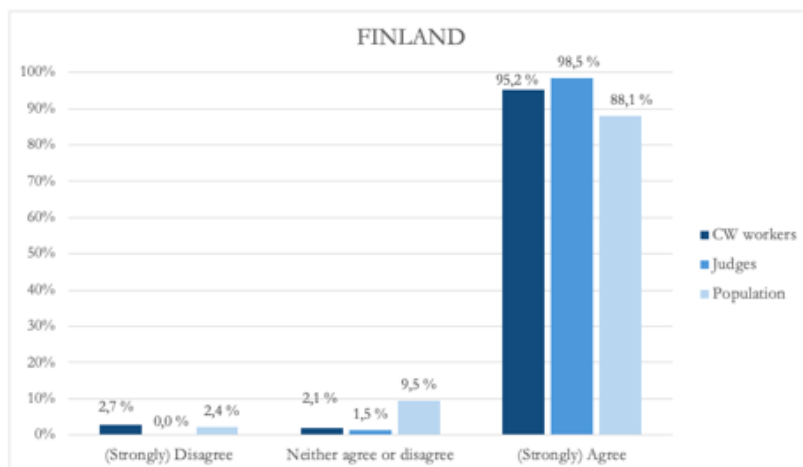


## S2: In this situation the child welfare agency should provide services for Jon and Mira

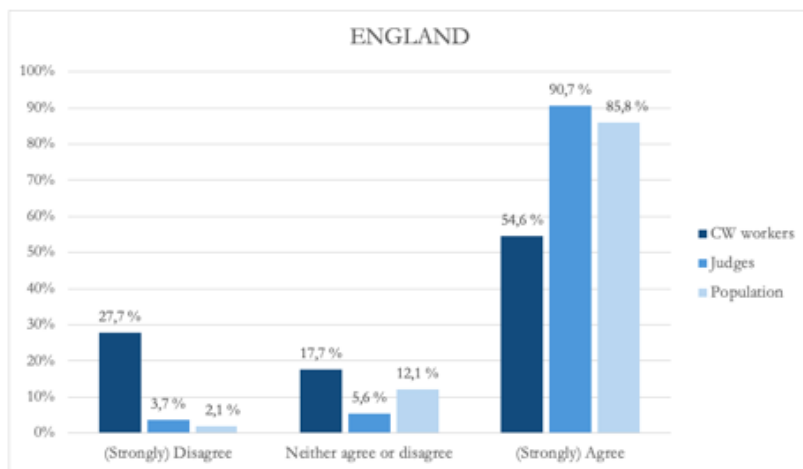
**Figure 2.1** Norwegian social workers, judges and the populations on whether the child welfare agency should provide services for Jon and Mira. (CW workers n=449; Judges n=1576; Population n=1000)



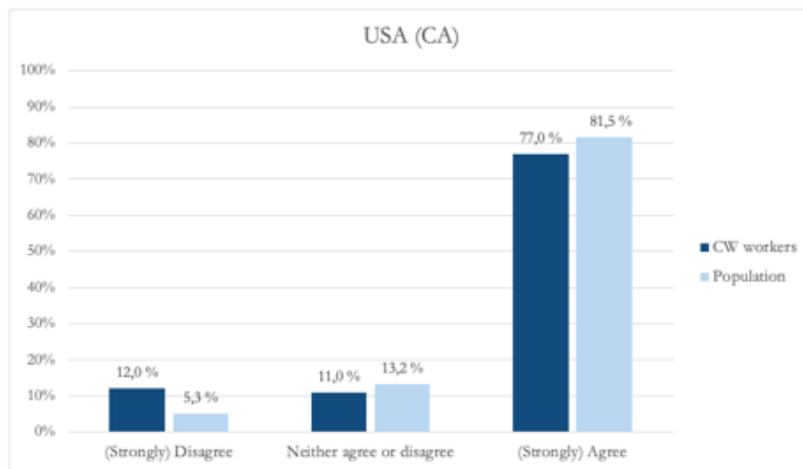
**Figure 2.2** Finish social workers, judges and the population on whether the child welfare agency should provide services for Jon and Mira. (CW workers n=333; Judges n=65; Population n=1002)



**Figure 2.3** English social workers, judges and the population on whether the child welfare agency should provide services for Jon and Mira. (CW workers n=130; Judges n=54; Population n=1000)



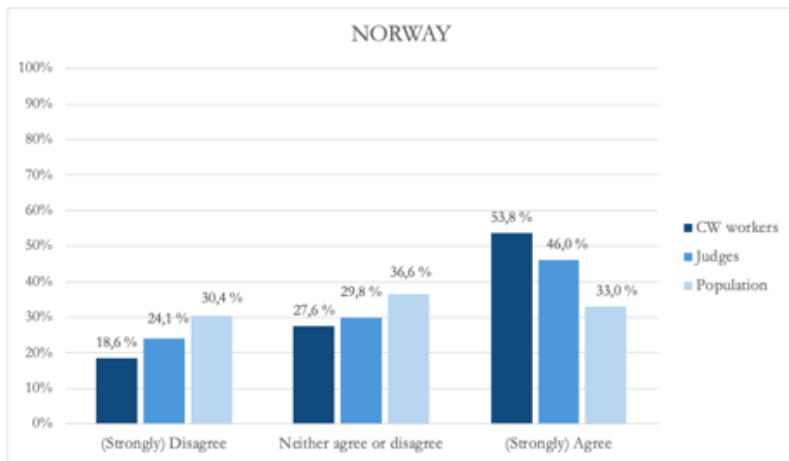
**Figure 2.4** American social workers and the population on whether the child welfare agency should provide services for Jon and Mira. (CW workers n=100; Population n=1001)



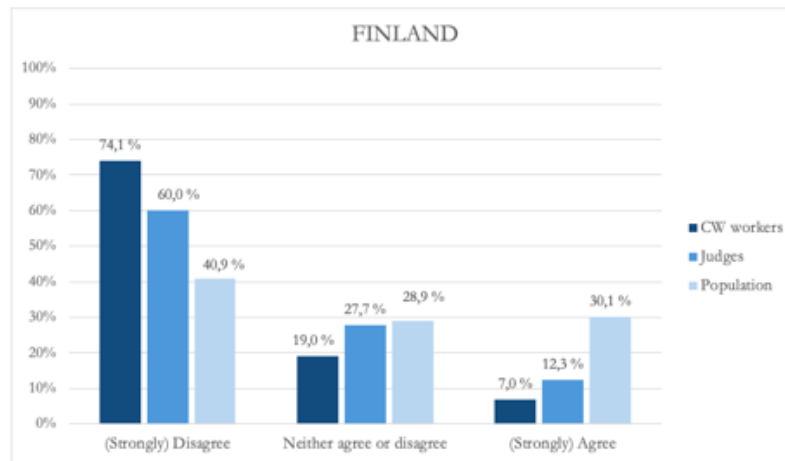


### S3: In this situation the child welfare agency should consider preparations for a care order

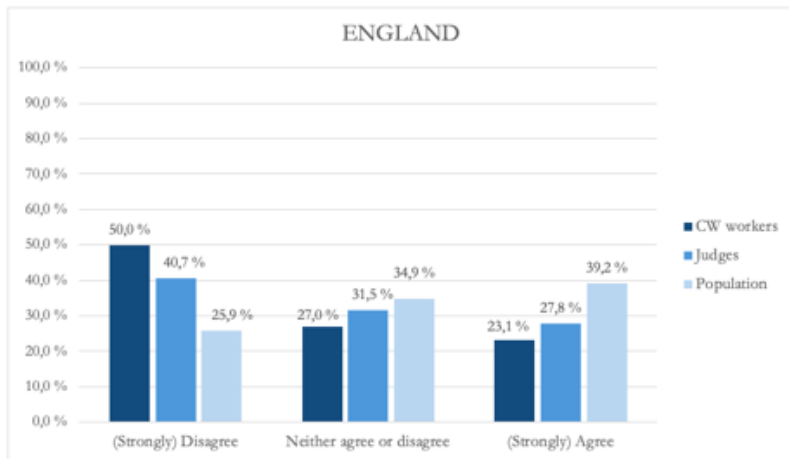
**Figure 3.1** Norwegian social workers and the population on whether the child welfare agency should consider preparation for a care order. (CW workers n=452; Judges n=1579; Population n=1000)



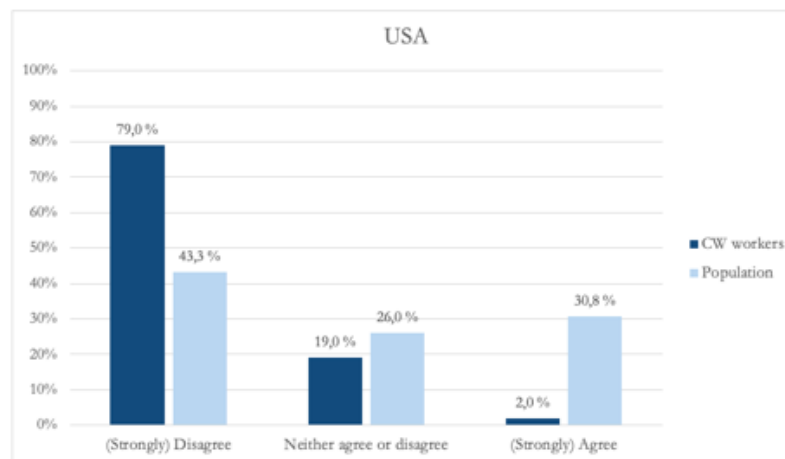
**Figure 3.2** Finish social workers and the population on whether the child welfare agency should consider preparation for a care order. (CW workers n=334; Judges n=63; Population n=1002)



**Figure 3.3** English social workers and the population on whether the child welfare agency should consider preparation for a care order. (CW workers n=130; Judges n=54; Population n=1000)



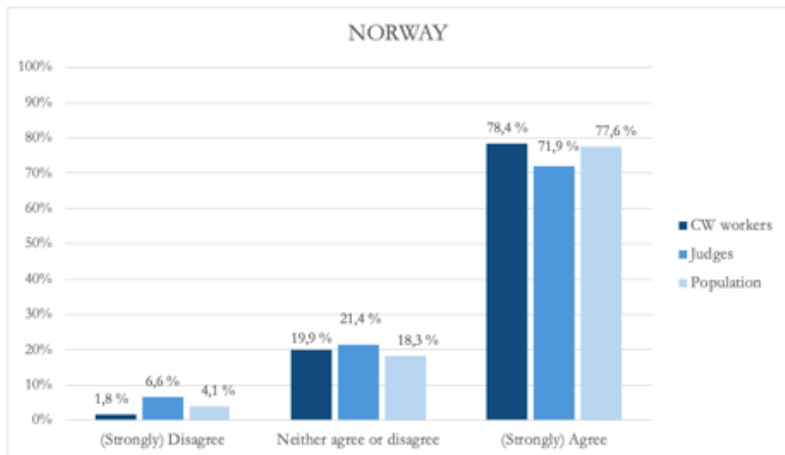
**Figure 3.4** American social workers and the population on whether the child welfare agency should consider preparation for a care order. (CW workers n=100; Population n=1001)



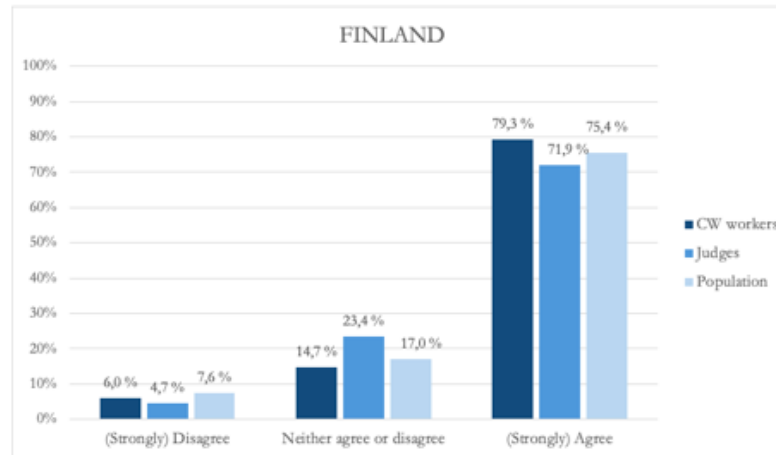


### S4: It is my opinion that without help now it is not likely that Jon and Mira will lead a well-functioning life as adults.

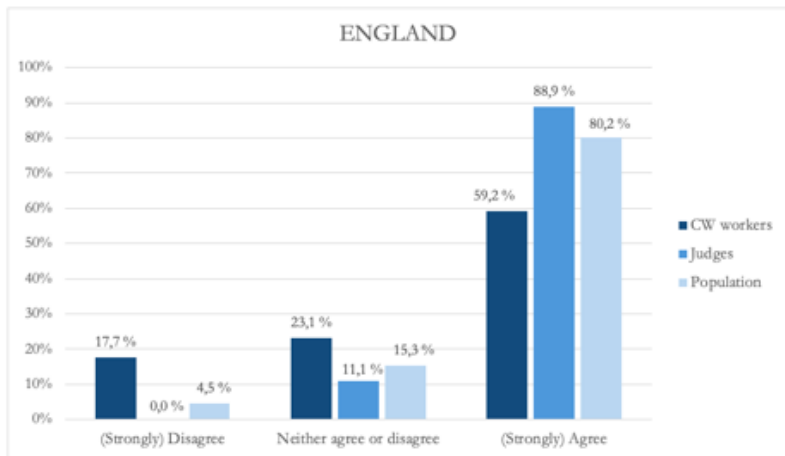
**Figure 4.1** Norwegian social workers, judges and the populations opinion on without help it is not likely that Jon and Mira will lead a well-function life as adults. (CW workers n=453; Judges n=1574; Population n=1000)



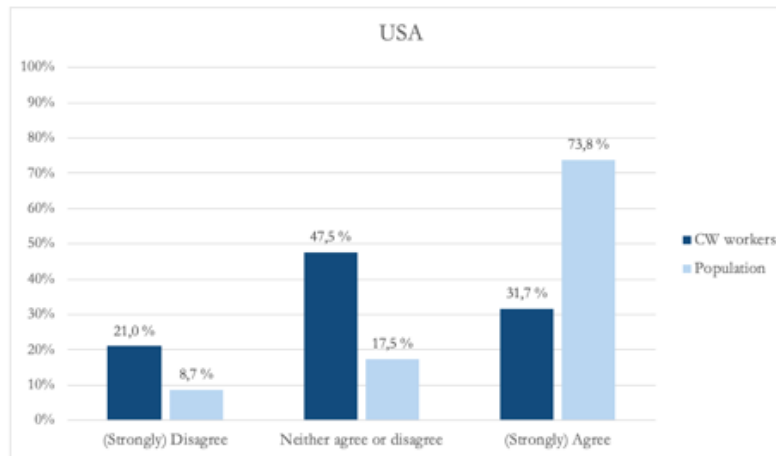
**Figure 4.2** Finish social workers, judges and the populations opinion on without help it is not likely that Jon and Mira will lead a well-function life as adults. (CW workers n=334; Judges n=64; Population n=1002)



**Figure 4.3** English social workers, judges and the populations opinion on without help it is not likely that Jon and Mira will lead a well-function life as adults. (CW workers n=130; Judges n=54; Population n=1000)



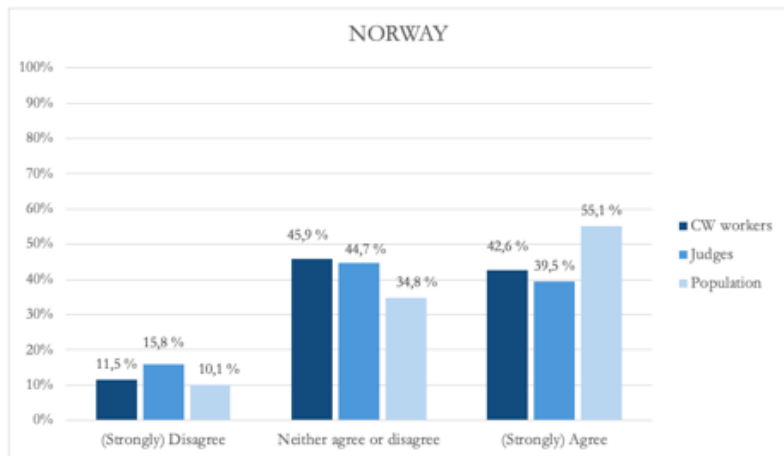
**Figure 4.4** American social workers and the populations opinion on without help it is not likely that Jon and Mira will lead a well-function life as adults. (CW workers n=101; Population n=1001)



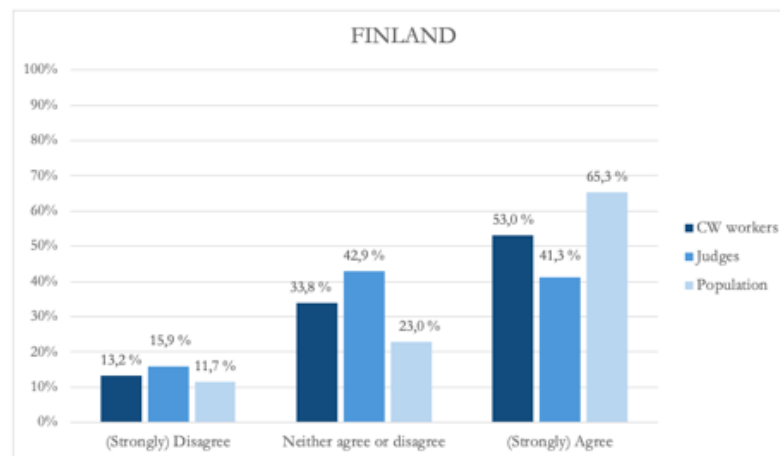


## S5: It is my opinion that without help now it is not likely that Jon and Mira will be able to gain employment as adults

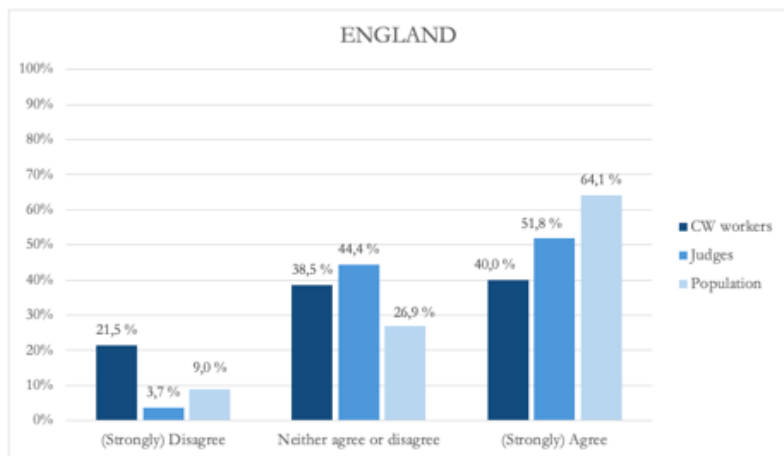
**Figure 5.1** Norwegian social workers, judges and the populations' opinion on that without help now it is not likely that Jon and Mira will be able to gain employment as adults. (CW workers n=456; Judges n=1574; Population n=1000)



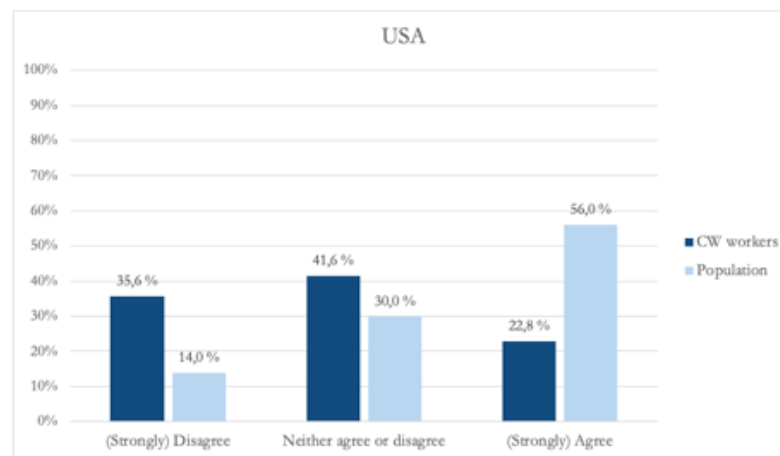
**Figure 5.2** Finish social workers, judges and the populations' opinion on that without help now it is not likely that Jon and Mira will be able to gain employment as adults. (CW workers n=334; Judges n=63; Population n=1002)



**Figure 5.3** English social workers, judges and the populations' opinion on that without help now it is not likely that Jon and Mira will be able to gain employment as adults. (CW workers n=130; Judges n=54; Population n=1000)



**Figure 5.4** American social workers and the populations' opinion on that without help now it is not likely that Jon and Mira will be able to gain employment as adults. (CW workers n=101; Population n=1001)



**Table 1. Testing for mean differences for each statement across samples**

	<b>S1</b>	<b>S2</b>	<b>S3</b>	<b>S4</b>	<b>S5</b>
<b>NORWAY</b>					
<b>CW worker and Judge</b>	YES	YES	YES	YES	YES
<b>CW Worker and Population</b>	YES	YES	YES	YES	YES
<b>Judge and Population</b>	YES	YES	YES	YES	YES
<b>FINLAND</b>					
<b>CW worker and Judge</b>	YES	YES	YES	YES	YES
<b>CW Worker and Population</b>	YES	YES	YES	YES	YES
<b>Judge and Population</b>	YES	YES	YES	YES	YES
<b>ENGLAND</b>					
<b>CW worker and Judge</b>	<b>NO</b>	YES	YES	YES	YES
<b>CW Worker and Population</b>	YES	YES	YES	YES	YES
<b>Judge and Population</b>	YES	YES	YES	<b>NO</b>	YES
<b>USA</b>					
<b>CW Worker and Population</b>	YES	YES	YES	YES	YES

**Table 2. Sample differences between countries.**

Significant difference at 1% level?	CW worker (1) and CW worker (2)	CW Worker (1) and Judge (2)	CW Worker (1) and Population (2)	Judge (1) and Judge (2)	Judge (1) and Population (2)	Population (1) and Population (2)
<b>S1</b>						
Norway (1) & Finland (2)	YES	YES	YES	YES	YES	YES
Finland (1) & Norway (2)		YES	YES		YES	
Norway (1) & England (2)	YES	YES	YES	YES	YES	YES
England (1) and Norway (2)		YES	YES		YES	
Norway (1) & USA (2)	YES	NA	YES	NA	YES	YES
USA (1) & Norway (2)		YES	YES		NA	
Finland (1) & England (2)	YES	YES	YES	YES	YES	YES
England (1) and Finland (2)		YES	YES		YES	
Finland (1) & USA (2)	YES	NA	YES	NA	YES	YES
USA (1) & Finland (2)		YES	YES		NA	
England (1) & USA (2)	YES	NA	YES	NA	YES	YES
USA (1) & England (2)		YES	YES		NA	
<b>S2</b>						
Norway (1) & Finland (2)	YES	YES	YES	YES	YES	YES
Finland (1) & Norway (2)		YES	YES		YES	
Norway (1) & England (2)	YES	YES	YES	YES	YES	YES
England (1) and Norway (2)		YES	YES		YES	
Norway (1) & USA (2)	YES	NA	YES	NA	YES	YES
USA (1) & Norway (2)		YES	YES		NA	
Finland (1) & England (2)	YES	YES	YES	YES	YES	YES
England (1) and Finland (2)		YES	YES		YES	
Finland (1) & USA (2)	YES	NA	YES	NA	YES	YES
USA (1) & Finland (2)		YES	YES		NA	
England (1) & USA (2)	YES	NA	YES	NA	YES	YES
USA (1) & England (2)		YES	YES		NA	
<b>S3</b>						
Norway (1) & Finland (2)	YES	YES	YES	YES	YES	YES
Finland (1) & Norway (2)		YES	YES		YES	
Norway (1) & England (2)	YES	YES	YES	YES	YES	YES
England (1) and Norway (2)		YES	YES		YES	
Norway (1) & USA (2)	YES	NA	YES	NA	YES	YES
USA (1) & Norway (2)		YES	YES		YES	
Finland (1) & England (2)	YES	YES	YES	YES	NO	YES
England (1) and Finland (2)		YES	YES		NO	
Finland (1) & USA (2)	YES	NA	YES	NA	YES	YES
USA (1) & Finland (2)		YES	YES		NA	
England (1) & USA (2)	YES	NA	YES	NA	YES	YES
USA (1) & England (2)		YES	YES		NA	
<b>S4</b>						
Norway (1) & Finland (2)	YES	YES	YES	NO	YES	YES
Finland (1) & Norway (2)		YES	YES		YES	
Norway (1) & England (2)	YES	YES	YES	YES	YES	YES
England (1) and Norway (2)		YES	YES		YES	
Norway (1) & USA (2)	YES	NA	YES	NA	YES	YES
USA (1) & Norway (2)		YES	YES		YES	
Finland (1) & England (2)	YES	YES	YES	YES	YES	YES
England (1) and Finland (2)		YES	YES		YES	
Finland (1) & USA (2)	YES	NA	YES	NA	YES	YES
USA (1) & Finland (2)		YES	YES		NA	
England (1) & USA (2)	YES	NA	YES	NA	YES	YES
USA (1) & England (2)		YES	YES		NA	
<b>S5</b>						
Norway (1) & Finland (2)	YES	YES	YES	YES	YES	YES
Finland (1) & Norway (2)		YES	YES		YES	
Norway (1) & England (2)	YES	YES	YES	YES	YES	YES
England (1) and Norway (2)		YES	NO		YES	
Norway (1) & USA (2)	YES	NA	YES	NA	YES	YES
USA (1) & Norway (2)		YES	YES		YES	
Finland (1) & England (2)	YES	YES	YES	YES	YES	YES
England (1) and Finland (2)		YES	YES		YES	
Finland (1) & USA (2)	YES	NA	YES	NA	YES	YES
USA (1) & Finland (2)		YES	YES		NA	
England (1) & USA (2)	YES	NA	YES	NA	YES	YES
USA (1) & England (2)		YES	YES		NA	

\*NA=data not available



**Table 3. Sample differences in total mean scores – all countries combined**

All countries	S1	S2	S3	S4	S5
CW worker and Judge	YES	YES	YES	YES	YES
CW Worker and Population	YES	<b>NO</b>	YES	YES	YES
Judge and Population	YES	YES	YES	YES	YES